



Certificate No. 6444 Inspected by: M.ESPOSITO

SECTION A: DETAILS OF THE CLIENT/PERSON ORDERING THE REPORT

Name: RFCA WYVERN BARRACKS
 Address: BUILDING 12, WYVERN BARRACKS, BARRACK ROAD, EXETER
 Post code: EX2 6AE

SECTION B: REASON FOR PRODUCING THIS REPORT

Electrical installation condition report requested by client.

Date(s) on which inspection and testing was carried out: 08/01/2020

SECTION C: DETAILS OF THE INSTALLATION THAT IS THE SUBJECT OF THIS REPORT

Occupier: BUILDING 12 WYVERN BARRACKS Address: BUILDING 12, WYVERN BARRACKS, BARRACK ROAD, EXETER
 Details of premises: Commercial Post code: EX2 6AE
 Estimated age of wiring: >15 Years Additional Details: N/A
 Evidence of additions/alterations: Yes Yes, estimate age: >5 Years
 Installations record available? (Regulation 621.1): No Date of last inspection: 09/01/2020

SECTION D: EXTENT AND LIMITATIONS OF INSPECTING AND TESTING

Extent of electrical installation covered by this report:

Visual inspection of suppliers terminal equipment, inspection & test of main protective & supplementary bonding & final circuits. Due to limitation of access, lighting circuits may be tested at the switch. Supplies not provided by a distributor (e.g. photovoltaic) are excluded.

Agreed limitations including the reasons (Regulation 634.2): Testing to be carried out in accordance with GN3 guidelines.

No disturbance of building fabric, fittings or sealed covers. No testing of boiler controls & circuits, emergency lighting, fire & intruder alarms and portable appliances. L-L IR test where practicable.

Operational Limitations including the reasons

Agreed with: Client

The inspection and testing detailed in this report and accompanying schedules have been carried out in accordance with BS 7671: 2018 (IET Wiring Regulations). It should be noted that cables concealed within trunking and conduits, under floors, in roof spaces, and generally within the fabric of the building or underground, have not been inspected unless specifically agreed between the client and inspector prior to the inspection. Inspection of accessible roof space housing other electrical equipment only if practicable. 1 Limitation (LIM) 5.2 0 1 1 0 1 1 0 1 1 0 1

SECTION E: SUMMARY OF THE CONDITION OF THE INSTALLATION

General condition of the installation (in terms of safety):

On completion of any remedial works, the installation would be generally satisfactory

Overall assessment of the installation in terms of its suitability for continued use:

Unsatisfactory

*An unsatisfactory assessment indicates that dangerous (code C1) and/or potentially dangerous (code C2) and/or further investigation has been deemed required (code FI) conditions have been identified.

SECTION F: RECOMMENDATIONS

Where the overall assessment of the suitability of the installation for continued use above is stated as UNSATISFACTORY, I/we recommend that any observations classed as 'Danger present' (code C1) or 'Potentially dangerous' (code C2) are acted upon as a matter of urgency. Investigation without delay is recommended for observations identified as 'Further investigation required' (code FI). Observations classified as 'Improvements recommended' (code C3) should be given due consideration.

Subject to the necessary remedial action being taken, I/we recommend that the installation is further inspected and tested by:

07/01/2025

SECTION G: DECLARATION

I/We being the person(s) responsible for the inspection and testing of the electrical installation (as indicated by my/our signatures below), particulars of which are described above, having exercised reasonable skill and care when carrying out the inspection and testing, hereby declare that the information in this report, including the observations and the attached schedules, provides an accurate assessment of the condition of the electrical installation taking into account the stated extent and limitations in Section D of this report.

Inspected by: M. Esposito Signature: Position: INSPECTOR
 Date: 09/01/2020

Authorised/Reviewed by: Reviewed by: Tim Latter Signature: Position: QS
 Date: 09/01/2020

SECTION H: SCHEDULE(S)

2 Schedule(s) of inspection and 2 Schedule(s) of test results are attached.

The attached schedules are part of this document and this report is valid only when they are attached to it.

ELECTRICAL INSTALLATION CONDITION REPORT

Certificate No. 6444 Occupier BUILDING 12 WYVERN BARRACKS

PARTICULARS OF SIGNATORIES OF THE ELECTRICAL INSTALLATION CERTIFICATE

Inspector

Name: Tim Latter Company: Wessex Response
Address: Wincombe Lane Email: tim.latter@wessex.org
CPS: 005682 Post Code: SP7 8PJ Telephone: 01747 852878

SECTION I: SUPPLY CHARACTERISTICS AND EARTHING ARRANGEMENTS

Earth arrangements	Nature of supply parameters	Primary overcurrent protective device
LIM	Nominal voltage. U/Uo (1) 230 v	BS(EN) N/V
Number and type of live conductors	Nominal frequency. F(1) 50 Hz	Type N/V
a.c LIM	Prospective fault current. Ipf(2) LIM kA	Rated current (A) N/V
Supply polarity confirmed ✓	External loop impedance. Ze(2) LIM O	

Inspected by: M.ESPOSITO Note: (1) by enquiry. (2) by enquiry or measurement
Other sources of supply (as detailed on attached sheet) N/A

SECTION J: PARTICULARS OF INSTALLATION REFERRED TO IN REPORT

Means of earthing	Details of earth electrode (where applicable)		
Distributor's facility	Type N/A	Location	N/A
Main protective conductors	Resistance to Earth O		
Earthing conductor	Material Copper	Csa LIM mm2	Connection/continuity verified ✓
Main protective bonding conductors	Material Copper	Csa 10 mm2	Connection/continuity verified ✓
To.	Water installation pipes ✓	gas installation pipes -	oil installation pipes -
	Lighting protection -	other incoming services (specify)	

Main switch/switch fuse/circuit breaker/RCD (if primary, or only Distribution Board)

Location	UNDER STAIRS	If RCD main switch
BS(EN)	88	Current rating (A) 63
No. of poles	1	Related residual operating current (IΔn). N/A
		Related time delay. ms N/A
		Voltage rating (V) 1400
		Measured operating time (IΔn). N/A

Total No. of DBs: 2 Total No. of Circuits: 7 No. of C1 codes:_ 0 No. of C2 codes:_ 3 No. of C3 codes:_ 5 No. of FI codes:_ 0

Certificate No. 6444

Occupier BUILDING 12 WYVERN BARRACKS

Inspected by: M.ESPOSITO

Outcomes: Acceptable condition OK Unacceptable condition C1 or C2 Further investigation F1 Not verified N/V Limitation LIM Not applicable N/A

Item No.	Description	Outcome
1.0	DISTRIBUTOR'S / SUPPLY INTAKE EQUIPMENT	
1.1	Condition of service cable	N/V
1.2	Condition of service head	N/V
1.3	Condition of distributor's earthing arrangement	N/V
1.4	Condition of meter tails - Distributor/Consumer	N/V
1.5	Condition of metering equipment	N/V
1.6	Condition of isolator (where present)	N/V
2.0	PRESENCE OF ADEQUATE ARRANGEMENTS FOR OTHER SOURCES e.g. MICROGENERATORS (551.6; 551.7)	N/A
3.0	EARTHING / BONDING ARRANGEMENTS (411.3; Chap 54)	
3.1	Presence and condition of distributor's earthing arrangement (542.1.2.1; 542.1.2.2)	OK
3.2	Presence and condition of earth electrode connection where applicable (542.1.2.3)	N/A
3.3	Provision of earthing / bonding labels at all appropriate locations (514.13)	OK
3.4	Confirmation of earthing conductor size (542.3; 543.1.1)	OK
3.5	Accessibility and condition of earthing conductor at MET (543.3.2)	OK
3.6	Condition of Confirmation of main protective bonding conductor sizes (544.1) f isolator (where present)	OK
3.7	Condition and accessibility of main protective bonding conductor connections (543.3.2; 544.1.2)	OK
3.8	Accessibility and condition of all protective bonding connections (543.3.2)	OK
4.0	CONSUMER UNIT(S) / DISTRIBUTION BOARD(S)	
4.1	Adequacy of working space / accessibility to consumer unit / distribution board (132.12; 513.1)	OK
4.2	Security of fixing (134.1.1)	OK
4.3	Condition of enclosure(s) in terms of IP rating etc (416.2)	OK
4.4	Condition of enclosure(s) in terms of fire rating etc (421.1.201;526.5)	OK
4.5	Enclosure not damaged/deteriorated so as to impair safety (621.2(iii))	OK
4.6	Presence of main linked switch (as required by 537.1.4)	OK
4.7	Operation of main switch (functional check) (612.13.2)	OK
4.8	Manual operation of circuit-breakers and RCDs to prove disconnection (612.13.2)	OK
4.9	Correct identification of circuit details and protective devices (514.8.1; 514.9.1)	OK
4.10	Presence of RCD quarterly test notice at or near consumer unit / distribution board (514.12.2)	OK
4.11	Presence of non-standard (mixed) cable colour warning notice at or near consumer unit / distribution board (514.14)	OK
4.12	Presence of alternative supply warning notice at or near consumer unit / distribution board (514.15)	OK
4.13	Presence of other required labelling (please specify) (Section 514)	OK
4.14	Examination of protective device(s) and base(s); correct type and rating (no signs of unacceptable thermal damage, arcing or	OK
4.15	Single-pole protective devices in line conductor only (132.14.1; 530.3.2)	OK
4.16	Protection against mechanical damage where cables enter consumer unit / distribution board (522.8.1; 522.8.11)	OK
4.17	Protection against electromagnetic effects where cables enter consumer unit / distribution board / enclosures (521.5.1)	OK
4.18	RCD(s) provided for fault protection - includes RCBOs (411.4.9; 411.5.2; 531.2)	OK
4.19	RCD(s) provided for additional protection - includes RCBOs (411.3.3; 415.1)	C3
4.20	Confirmation of indication that SPD is functional (534.2.8)	N/A
4.21	Confirmation that ALL conductor connections , including connections to busbars, are correctly located in terminals and are tight and	LIM
4.22	Adequate arrangements where a generating set operates as a switched alternative to the public supply (551.6)	N/A
4.23	Adequate arrangements where a generating set operates in parallel with public supply (551.7)	N/A

Continued on Page4

Certificate No. 6444

Occupier BUILDING 12 WYVERN BARRACKS

Inspected by: M.ESPOSITO

Outcomes: Acceptable condition OK Unacceptable condition C1 or C2 Further investigation F1 Not verified N/A Limitation LIM Not applicable N/A

Item No.	Description	Outcome
5.0	FINAL CIRCUITS	
5.1	Identification of conductors (514.3.1)	OK
5.2	Cables correctly supported throughout their run (522.8.5)	LIM
5.3	Condition of insulation of live parts (416.1)	OK
5.4	Non-sheathed cables protected by enclosure in conduit, duct or trunking (521.10.1)	OK
	• To include the integrity of conduit and trunking systems (metallic and plastic)	OK
5.5	Adequacy of cables for current-carrying capacity with regard for the type and nature of installation (Section 523)	OK
5.6	Co-ordination between conductors and overload protective devices (433.1; 533.2.1)	OK
5.7	Adequacy of protective devices: type and rated current for fault protection (411.3)	OK
5.8	Presence and adequacy of circuit protective conductors (411.3.1.1; Section 543.1)	OK
5.9	Wiring system(s) appropriate for the type and nature of the installation and external influences (Section 522)	OK
5.10	Concealed cables installed in prescribed zones (see Section D: Extent and limitations) (522.6.101)	LIM
5.11	Cables concealed under floors, above ceilings or in walls/partitions, adequately protected against damage (see Section D: Extent and	LIM
5.12	Provision of additional protection by RCD not exceeding 30 mA:	
	• For all socket-outlets of rating 20 A or less provided for use by ordinary persons unless an exception is permitted (411.3.3)	C2
	• For supply to mobile equipment not exceeding 32 A rating for use outdoors (411.3.3)	C2
	• For cables concealed in walls at a depth of less than 50mm (522.6.202; 522.6.203)	C3
	• For cables concealed in walls /partitions containing metal parts regardless of depth (522.6.203)	C3
	• Final circuits supplying luminaires within a domestic (household) premises (411.3.4)	N/A
5.13	Provision of fire barriers, sealing arrangements and protection against thermal effects (Section 527)	OK
5.14	Band II cables segregated / separated from Band I cables (528.1)	OK
5.15	Cables segregated / separated from communications cabling (528.2)	OK
5.16	Cables segregated / separated from non-electrical services (528.3)	OK
5.17	Termination of cables at enclosures - indicate extent of sampling in Section D of the report (Section 526)	10%
	• Connections soundly made and under no undue strain (526.6)	OK
	• No basic insulation of a conductor visible outside enclosure (526.8)	OK
	• Connections of live conductors adequately enclosed (526.5)	OK
	• Adequately connected at point of entry to enclosure (glands, bushes, etc.) (522.8.5)	OK
5.18	Condition of accessories including socket-outlets, switches and joint boxes (621.2(iii))	OK
5.19	Suitability of accessories for external influences (512.2)	OK
5.20	Adequacy of working space/accessibility to equipment (132.12;513.1)	OK
5.21	Single-pole switching or protective devices in line conductors only (132.14.1, 530.3.2)	OK
6.0	LOCATION(S) CONTAINING A BATH OR SHOWER	
6.1	Additional protection for all low voltage (LV) circuits by RCD not exceeding 30 mA (701.411.3.3)	N/A
6.2	Where used as a protective measure, requirements for SELV or PELV met (701.414.4.5)	N/A
6.3	Shaver sockets comply with BS EN 61558-2-5 formerly BS 3535 (701.512.3)	N/A
6.4	Presence of supplementary bonding conductors, unless not required by BS 7671:2008 (701.415.2)	N/A
6.5	Low voltage (e.g. 230 volts) socket-outlets sited at least 3 m from zone 1 (701.512.3)	N/A
6.6	Suitability of equipment for external influences for installed location in terms of IP rating (701.512.2)	N/A
6.7	Suitability of equipment for installation in a particular zone (701.512.3)	N/A
6.8	Suitability of current-using equipment for a particular position within the location (701.55)	N/A
7.0	OTHER PART 7 SPECIAL INSTALLATIONS OR LOCATIONS	
7.1	List other special installations or locations present, if any (record separately the results of particular inspections applied).	N/A




Inspected by: M.Esposito.

Signature: 

Date:







ELECTRICAL INSTALLATION CONDITION REPORT

Occupier: BUILDING 12 WYVERN BARRACKS		Certificate No. 6444		Details of test instruments	
DB Reference: SWF 1		Circuits and/or installed equipment vulnerable to damage when testing:		Continuity N/A	
DB Location: UNDER STAIRS		Fed from: PILLAR		Insulation Resistance N/A	
Company: Wessex Response		Rating: 100A		Earth fault loop impedance N/A	
Correct polarity of supply confirmed: <input checked="" type="checkbox"/>		DB Switch: 5419 Type:		RCD N/A	
Phase sequence confirmed (where appropriate): -		Nominal Voltage: 230		Earth electrode resistance N/A	
Zs at DB (Ω) LIM lpf at DB (kA) 0 No. of Ways 1		Phases: Single Phase		Multifunction 101356211	
Inspected by: M.ESPOSITO		Signature: <i>M. Esposito</i>		Date: 08/01/2020	

Circuit Number Line Number			Protective Device				Conductor Details			Ring Continuity (Ω)			(R1+R2) or R2 (Ω)		-----	Insulation Resistance		Polarity	Zs (Ω)	RCD (ms)			AFDD	Remarks							
Circuit Description			BS (EN)	Type	Rating(A)	Breaking Capacity (kA)	RCD (ma)	Type of Wiring	Reference Method	Ring [✓]	Live (mm2)	Cpc (mm2)	r1 (Line)	r2 (Neutral)	r2 (Cpc)	(R1 + R2)	R2	V (Insulation resistance test V)	Live - Live	Live - E	Phase to Phase	Earth Fault Loop Impedance (Ω)	Residual Current Sensitivity (mA)	Disconnection Time (s)	Manual AFDD test button operation	Maximum Permitted Zs (Ω)	Observations				
1		SUB MAINS DB 1	1361	1	60	16	N/A	O	C	✓	16	16	N/A	N/A	N/A	LIM	N/A	500	LIM	LIM	[✓]	<	0.08	N/A	N/A	<	0.4	N/A	<	N/A	
										✓											✓	<			✓						
										✓											✓	<			✓						
										✓											✓	<			✓						
										✓											✓	<			✓						
										✓											✓	<			✓						
										✓											✓	<			✓						
										✓											✓	<			✓						
										✓											✓	<			✓						
										✓											✓	<			✓						
										✓											✓	<			✓						
										✓											✓	<			✓						
										✓											✓	<			✓						
										✓											✓	<			✓						
										✓											✓	<			✓						
										✓											✓	<			✓						
										✓											✓	<			✓						
										✓											✓	<			✓						
										✓											✓	<			✓						
										✓											✓	<			✓						
										✓											✓	<			✓						
										✓											✓	<			✓						
										✓											✓	<			✓						
										✓											✓	<			✓						
										✓											✓	<			✓						
										✓											✓	<			✓						
										✓											✓	<			✓						
										✓											✓	<			✓						
										✓											✓	<			✓						
										✓											✓	<			✓						
										✓											✓	<			✓						
										✓											✓	<			✓						
										✓											✓	<			✓						
										✓											✓	<			✓						
										✓											✓	<			✓						
										✓											✓	<			✓						
										✓											✓	<			✓						
										✓											✓	<			✓						
										✓											✓	<			✓						
										✓											✓	<			✓						
										✓											✓	<			✓						
										✓											✓	<			✓						
										✓											✓	<			✓						
										✓											✓	<			✓						
										✓											✓	<			✓						
										✓											✓	<			✓						
										✓											✓	<			✓						
										✓											✓	<			✓						
										✓											✓	<			✓						
										✓											✓	<			✓						
										✓											✓	<			✓						
										✓											✓	<			✓						
										✓											✓	<			✓						
										✓											✓	<			✓						
										✓											✓	<			✓						
										✓											✓	<			✓						
										✓											✓	<			✓						
										✓											✓	<			✓						
										✓											✓	<			✓						
										✓											✓	<			✓						
										✓											✓	<			✓						
										✓											✓	<			✓						
										✓											✓	<			✓						
										✓											✓	<			✓						
										✓											✓	<			✓						
										✓											✓	<			✓						
										✓											✓	<			✓						
										✓											✓	<			✓						
										✓											✓	<			✓						
										✓											✓	<			✓						
										✓											✓	<			✓						
										✓											✓	<			✓						
										✓											✓	<			✓						
										✓											✓	<			✓						
										✓											✓	<			✓						
										✓											✓	<			✓						
										✓											✓	<			✓						
										✓											✓	<			✓						
										✓											✓	<			✓						
										✓											✓	<			✓						
										✓											✓	<			✓						
										✓											✓	<			✓						
										✓											✓	<			✓						
										✓											✓	<			✓						
										✓											✓	<			✓						

ELECTRICAL INSTALLATION CONDITION REPORT

Occupier:	BUILDING 12 WYVERN BARRACKS	Certificate No.	6444	Details of test instruments	
DB Reference:	DB 1	Circuits and/or installed equipment vulnerable to damage when testing:		Continuity	N/A
DB Location:	UNDER STAIRS			Insulation Resistance	N/A
Company:	Wessex Response	Fed from:	SWF 1	Rating:	100
	Correct polarity of supply confirmed: <input checked="" type="checkbox"/>	DB Switch:	60947	Type:	3
	Phase sequence confirmed (where appropriate): -	DB Manufacturer/Type:	GE	Nominal Voltage:	230
Zs at DB (Ω)	0.08	Inspected by:	M.ESPOSITO	Phases:	Single Phase
Ipf at DB (kA)	2.88	Signature: 		RCD	N/A
No. of Ways	6			Earth electrode resistance	N/A
				Multifunction	101356211
				08/01/2020	
				 	
				 - Red cell indicates Over CCC  - Red cell indicates Max Zs exceeded	

			Protective Device			Conductor Details			Ring Continuity (Ω)		(R1+R2) or R2 (Ω)		---		Insulation Resistance		Polarity		Zs (Ω)		RCD (ms)			AFDD		Remarks						
Circuit Number	Line Number	Circuit Description	BS (EN)	Type	Rating(A)	Breaking Capacity (kA)	RCD (ma)	Type of Wiring	Reference Method	Ring [✓]	Live (mm2)	Cpc (mm2)	r1 (Line)	r2 (Neutral)	r2 (Cpc)	(R1 + R2)	R2	V (Insulation resistance test V)	Live - Live	Live - E	X or <	Ω	@Un	@5Un	Test button operation ✓	Disconnection Time	Manual AFDD test button operation	Maximum Permitted Zs (Ω)	Observations			
1		1ST FLOOR HEATER SOCKETS BELOW	60898	B	16	10	N/A	A	B		2.5	1.5	N/A	N/A	N/A	0.12	N/A	500	LIM	>199	[✓]	<	0.20	N/A	N/A		<	0.4	N/A	<	2.73	
2		1ST FLOOR SOCKETS AND HEATER	60898	B	32	10	N/A	A	B	[✓]	2.5	1.5	LIM	LIM	LIM	0.2	N/A	500	LIM	>199	[✓]	<	0.28	N/A	N/A		<	0.4	N/A	<	1.37	
3		SOCKETS ROOM 2	60898	B	16	10	N/A	A	B		2.5	1.5	N/A	N/A	N/A	LIM	N/A	500	LIM	LIM	[✓]	<	LIM	N/A	N/A		<	0.4	N/A	<	2.73	
4		HEATER ROOM 2	60898	B	16	10	N/A	A	B		2.5	1.5	N/A	N/A	N/A	LIM	N/A	500	LIM	LIM	[✓]	<	LIM	N/A	N/A		<	0.4	N/A	<	2.73	
5		LIGHTS	60898	B	6	6	30	A	B		1.5	1	N/A	N/A	N/A	0.35	N/A	500	LIM	>199	[✓]	<	0.43	N/A	N/A	[✓]	<	0.4	N/A	<	7.28	
6		OUTSIDE LIGHTS/STAIR LIGHTS	60898	B	6	10	N/A	A	B		1.5	1.5	N/A	N/A	N/A	0.6	N/A	500	LIM	>199	[✓]	<	0.68	N/A	N/A		<	0.4	N/A	<	7.28	
																											<		<			
																											<		<			
																											<		<			
																											<		<			
																											<		<			
																											<		<			
																											<		<			
																											<		<			
																											<		<			
																											<		<			
																											<		<			
																											<		<			
																											<		<			
																											<		<			
																											<		<			
																											<		<			
																											<		<			
																											<		<			
																											<		<			
																											<		<			
																											<		<			
																											<		<			
																											<		<			
																											<		<			
																											<		<			
																											<		<			
																											<		<			
																											<		<			
																											<		<			
																											<		<			
																											<		<			
																											<		<			
																											<		<			
																											<		<			
																											<		<			
																											<		<			
																											<		<			
																											<		<			
																											<		<			
																											<		<			
																											<		<			
																											<		<			
																											<		<			
																											<		<			
																											<		<			
																											<		<			
																											<		<			
																											<		<			
																											<		<			
																											<		<			
																											<		<			
																											<		<			
																											<		<			
																											<		<			
																											<		<			
																											<		<			
																											<		<			
																											<		<			
																											<		<			
																											<		<			
																											<		<			
																											<		<			
																											<		<			
																											<		<			
																											<		<			
	</																															

BUILDING 12 WYVERN BARRACKS

These schematics were created using U-Certify Electrics Pro as approximate estimates and should not be taken as exact.

